

## Steroids In caRdiac Surgery (SIRS) Trial

Richard Whitlock MD PhD  
Population Health Research Institute  
Hamilton Health Sciences/McMaster University  
Hamilton, Canada

On behalf of the SIRS Investigators

SIRS was funded by grants from the Canadian Institutes of Health Research (CIHR)  
and the Canadian Network and Centre for Trials Internationally (CANNeCTIN)

# Rationale

- Cardiopulmonary bypass results in an inflammatory response which is associated with adverse outcomes
- Prophylactic steroids attenuate this response, but clinical benefits are unclear
- Meta-analysis of small trials suggest clinical benefit of steroids
- DECS trial (n=4494) suggests clinical benefit in a prespecified subgroup of EuroSCORE  $\geq 5$

# SIRS Hypotheses

- Methylprednisolone compared to placebo would reduce death and major morbidities at 30 days in high-risk patients undergoing cardiac surgery with the use of CPB

# Trial Flow Diagram

Randomized (n = 7,507)

```
graph TD; A[Randomized n = 7,507] --> B[Steroid* n = 3,755]; A --> C[Placebo n = 3,752]; B --> D[Lost to follow-up n = 1]; B --> E[Analyzed by intention-to-treat n = 3,755]; C --> F[Lost to follow-up n = 0]; C --> G[Analyzed by intention-to-treat n = 3,752];
```

Steroid\* (n = 3,755)

Lost to follow-up (n = 1)

Analyzed by intention-to-treat  
(n = 3,755)

Placebo (n = 3,752)

Lost to follow-up (n = 0)

Analyzed by intention-to-treat  
(n = 3,752)

\*500 mg IV Methylprednisolone given intra-operatively

# Patient Population (1)

## Inclusions:

- 1) Age  $\geq 18$  years of age
- 2) Require CPB for any cardiac surgical procedure
- 3) EuroScore  $\geq 6$

*Note: For sites in China, Hong Kong and India, the following criteria applied:*

- a) EuroScore  $\geq 4$  if undergoing a valve procedure
  - b) EuroScore  $\geq 6$  if undergoing any other cardiac surgery procedure
- 4) Provide written informed consent

# Patient Population (2)

## Exclusions:

- 1) Planned use of perioperative systemic steroids
- 2) History of bacterial or fungal infection in the last 30 days
- 3) Allergy or intolerance to corticosteroids
- 4) Planned use of Aprotinin
- 5) Previous participation in this study

# Primary Study Outcomes

## 1<sup>st</sup> Co-Primary Outcome:

- Total mortality within 30 days

## 2<sup>nd</sup> Co-Primary Outcome:

- Composite of total mortality, MI, stroke, renal failure, or respiratory failure within 30 days

# 2° Study Outcomes: Efficacy

- First 24 hours
  - Transfusions
- Length of ICU and hospital stay
- 30 days
  - Components of composite
  - Death or MI



# 2° Study Outcomes: Safety

- First 24 hours
  - Post-operative insulin use, peak blood glucose
- Day 3
  - Delirium
- 30 days
  - Infection, wound complication, GI hemorrhage/perforation

# SIRS Early-MI Definition

	Activity Assay	Mass Assay
Isolated CABG Procedure	$\geq 40$ U/L	$\geq 6 \times \text{ULN}$
Other Cardiac Surgery Procedure	$\geq 120$ U/L	$\geq 15 \times \text{ULN}$

NOTE: In patients with elevated baseline CK-MB (greater than reported ULN) → An absolute increase in CK-MB measurement as per the above definition is required

# Baseline Characteristics

	Steroid (N=3,755)	Placebo (n=3,752)
Age (SD)	67.5 ( $\pm 13.6$ )	67.3 ( $\pm 13.8$ )
Male (%)	60.1	60.8
Previous MI (%)	26.2	24.7
Previous stroke (%)	8.1	8.4
Congestive heart failure (%)	26.8	27.2
Diabetes (%)	26.2	26.4
EuroSCORE (SD)	7.1 ( $\pm 2.0$ )	7.1 ( $\pm 2.0$ )
Procedure		
i. Any valve procedure (%)	2646 (70.4)	2723 (72.6)
ii. Any CABG (%)	1838 (48.4)	1796 (47.9)
iii. Isolated valve (%)	1206 (32.1)	1228 (32.7)
iv. Isolated CABG (%)	826 (22.0)	762 (20.3)

# Co-Primary Outcomes (30 days)

30-Day Outcome	Steroid (%) N=3755	Placebo (%) N=3752	RR (95% CI)	p-value
First Co-Primary - Death	155 (4.1)	176 (4.7)	0.88 (0.71-1.09)	0.23
Second Co-Primary - Composite death, MI, stroke, new renal failure, respiratory failure	908 (24.2)	869 (23.2)	1.04 (0.96-1.13)	0.30

# Composite Components (30 days)

30-Day Outcome	Steroid (%) N=3755	Placebo (%) N=3752	RR (95% CI)	p-value
Components of Composite				
MI	500 (13.3)	408 (10.9)	1.22 (1.08-1.38)	0.001
Stroke	72 (1.9)	80 (2.1)	0.90 (0.66-1.23)	0.51
New Renal Failure	105 (2.8)	114 (3.0)	0.92 (0.71-1.20)	0.53
Respiratory Failure	343 (9.1)	375 (10.0)	0.91 (0.79-1.05)	0.21

# Secondary Outcomes: Efficacy

Outcomes	Steroid N=3755	Placebo N=3752	RR (95% CI)	p-value
Death or MI (%)	620 (16.5)	536 (14.3)	1.16(1.04-1.29)	0.008
New atrial fibrillation (%)	821 (21.9)	846 (22.5)	0.97(0.89-1.06)	0.53
Any transfusion (%)	1832 (48.8)	1865 (49.7)	0.98 (0.94-1.03)	0.43
Length of ICU stay (hrs)	46.0 (23.0-90.0)	47.0 (24.0-91.0)		0.05
Length of hospital stay (days)	9.0 (7.0-13.0)	9.0 (7.0-13.0)		0.06

# Secondary Outcomes: Safety

Outcomes	Steroid N=3755	Placebo N=3752	RR (95% CI)	p-value
Infection (%)	464 (12.4)	494 (13.2)	0.94 (0.83-1.06)	0.29
Delirium (%)	295 (8.4)	290 (8.3)	1.01 (0.87-1.19)	0.84
Surgical site infection (%)	150 (4.0)	150 (4.0)	1.00(0.80-1.25)	0.99
GI perforation or hemorrhage (%)	55 (1.5)	46 (1.2)	1.19 (0.81-1.76)	0.37
Peak blood glucose (mmol/L)	12.7 ( $\pm$ 7.2)	12.1 ( $\pm$ 18.7)		0.04
Post-operative Insulin (u)	50.3 ( $\pm$ 66.3)	32.6 ( $\pm$ 52.9)		<0.00001

# Subgroup Analysis

- Co-primary and MI results were consistent across 6 subgroups of:
  - Gender
  - Diabetic status
  - Age
  - EuroSCORE
  - Surgery type
  - CPB duration

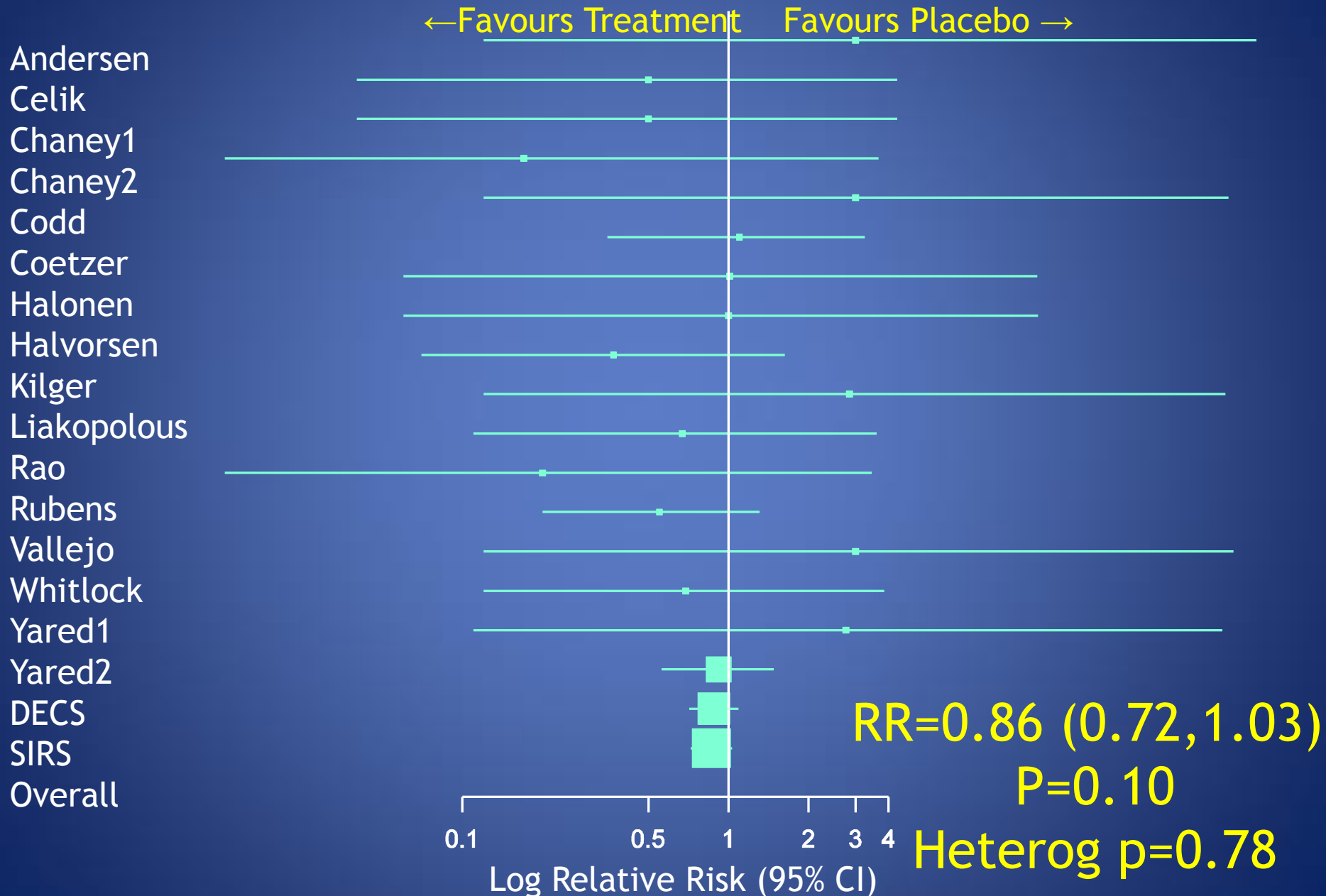


# Conclusions

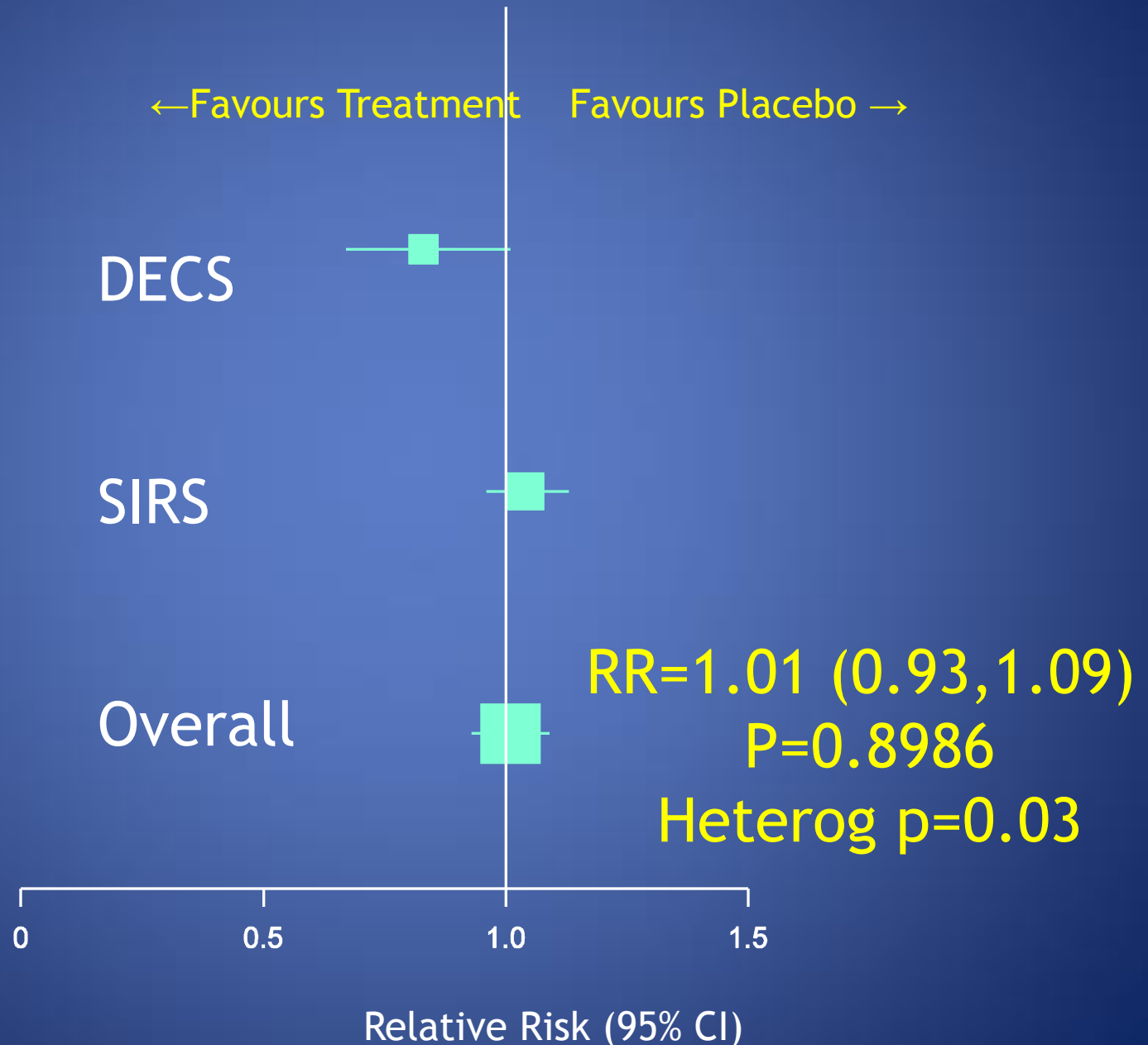
1. Methylprednisolone does not reduce death or major morbidity at 30 days for high-risk patients undergoing cardiac surgery with the use of cardiopulmonary bypass.
2. Methylprednisolone increases the risk of early post-operative myocardial infarction
3. Methylprednisolone should not be administered prophylactically to high-risk patients undergoing cardiac surgery with the use of cardiopulmonary bypass.

**Additional slides**

# Meta Analysis - Death



# Meta Analysis - Co Primary



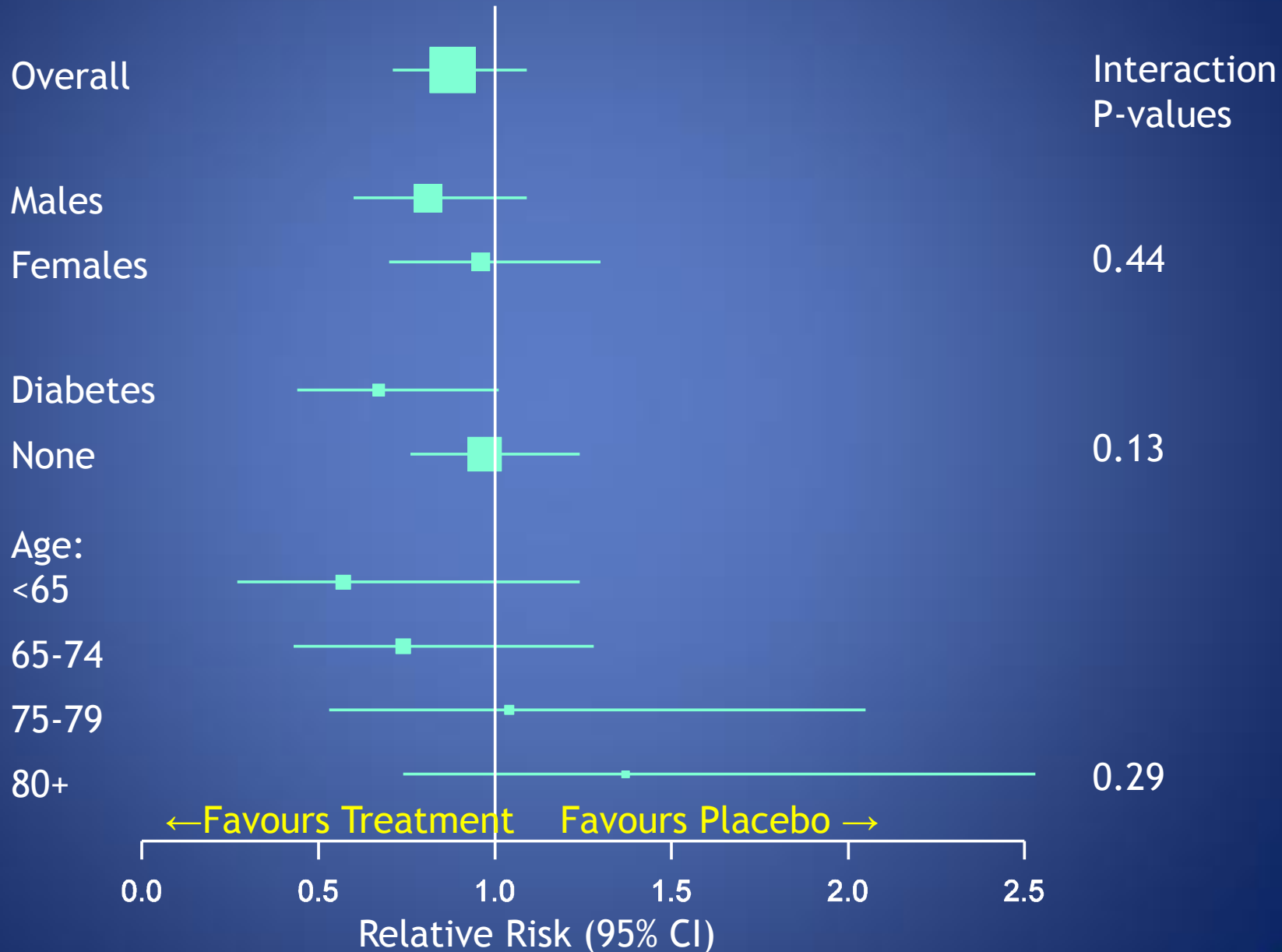
# Types of MI

	Steroid (%) N=3755	Placebo (%) N=3752	RR (95% CI)	P-value
Any MI	13.3	10.9	1.22 (1.07-1.37)	0.001
MI $\leq$ 72 hours	13.3	10.8	1.23 (1.09-1.39)	0.001
Q-wave	0.6	0.6	0.87 (0.49-1.57)	0.65
Non Q-wave	12.7	10.2	1.25 (1.10-1.42)	<0.001
CK-MB 5-10 x ULN	3.1	2.6	1.19 (0.92-1.56)	0.19
CK-MB >10 x ULN	7.7	6.1	1.26 (1.07-1.49)	0.006

# Mortality CK-MB Thresholds by Treatment

	Above Threshold		Below Threshold		Above vs. Below	
	N	Death (%)	N	Death (%)	RR (95% CI)	P-value
Steroid	537	37 (6.9)	3218	118 (3.7)	1.88 (1.31-2.69)	<0.0001
Placebo	430	47 (10.9)	3322	129 (3.9)	2.81 (2.05-3.87)	<0.0001
All	967	84 (8.7)	6540	247 (3.8)	2.30 (1.81-2.92)	<0.0001

# Subgroups 1 - Death at Day 30



# Subgroups 2 - Death at Day 30

