

# The LAPLACE-2 Trial: A Phase 3, Double-blind, Randomized, Placebo and Ezetimibe Controlled, Multicenter Study to Evaluate Safety, Tolerability and Efficacy of Evolocumab (AMG 145) in Combination With Statin Therapy in Subjects With Primary Hypercholesterolemia and Mixed Dyslipidemia

**Jennifer G. Robinson,<sup>1</sup> Bettina S. Nedergaard,<sup>2</sup> William J. Rogers,<sup>3</sup> Jonathan Fialkow,<sup>4</sup> Joel M. Neutel,<sup>5</sup> David Ramstad,<sup>6</sup> Ransi Somaratne,<sup>7</sup> Jason C. Legg,<sup>7</sup> Patric Nelson,<sup>7</sup> Robert Scott,<sup>7</sup> Scott M. Wasserman,<sup>7</sup> and Robert Weiss,<sup>8</sup> for the LAPLACE-2 Investigators**

<sup>1</sup>College of Public Health, University of Iowa, Iowa City, IA, USA; <sup>2</sup>Center for Clinical and Basic Research, Aalborg, Denmark; <sup>3</sup>University of Alabama Medical Center, Birmingham, AL, USA; <sup>4</sup>Herbert Wertheim College of Medicine, Florida International University, Miami, FL, USA; <sup>5</sup>Orange County Research Center, Tustin, CA, USA; <sup>6</sup>Hampton Roads Center for Clinical Research, Suffolk, VA, USA; <sup>7</sup>Amgen Inc., Thousand Oaks, CA, USA; <sup>8</sup>Maine Research Associates, Auburn, ME, USA

**March 30, 2014, Late-Breaking Clinical Trials Session 402  
American College of Cardiology, Washington DC**

# Background

- Statins are the first-line therapy for reducing atherosclerotic cardiovascular disease (ASCVD).
- 2013 ACC/AHA Cholesterol Guidelines<sup>1</sup>
  - A **high-intensity statin** ( $\geq 50\%$  LDL-C lowering) is recommended for high-risk patients.
    - Clinical ASCVD; aged  $\leq 75$  y
    - LDL-C  $\geq 190$  mg/dL (4.9 mmol/L)
    - Diabetes; aged 40-75 years with  $\geq 7.5\%$  10-y ASCVD risk
  - A **moderate-intensity statin** (30- $<$  50% LDL-C lowering) is otherwise recommended.
  - **Non-statin therapy** is recommended for high-risk patients who cannot tolerate a high-intensity statin, have a less than anticipated therapeutic response, or have genetic hypercholesterolemia.

# Background

---

- Outside of the USA, guidelines recommend an LDL-C <100 mg/dL or <70 mg/dL, depending on the level of risk.<sup>1-3</sup>
- Many patients receiving moderate- or high-intensity statin therapy will require addition of another LDL-C lowering drug.<sup>4-5</sup>
- Evolocumab (AMG 145) is a human monoclonal antibody to PCSK9.
- Evolocumab was well tolerated and showed robust LDL-C lowering in phase 2 trials,<sup>6-9</sup> including a longer-term, 52-week study.<sup>10</sup>

1. *Can J Cardiol.* 2013;2:151-167.

2. *Atherosclerosis.* 2012;223:1-68.

3. *J Clin Lipidol* 2013;7:561-565.

4. *N Engl J Med.* 2005; 352:1425-1435.

5. *JAMA.* 2005;294:2437-2445.

6. *Lancet.* 2012;380:1995-2006.

7. *Lancet.* 2012;380:2007-2017.

8. *JAMA.* 2012;308:2497-2506.

9. *Circulation.* 2012;126:2408-2417.

10. *Circulation.* Online ahead of print November 2013.

# The LAPLACE-2 Study

---

**LDL-C Assessment with PCSK9 Monoclonal Antibody Inhibition Combined With Statin Therapy – 2 (NCT01763866)**

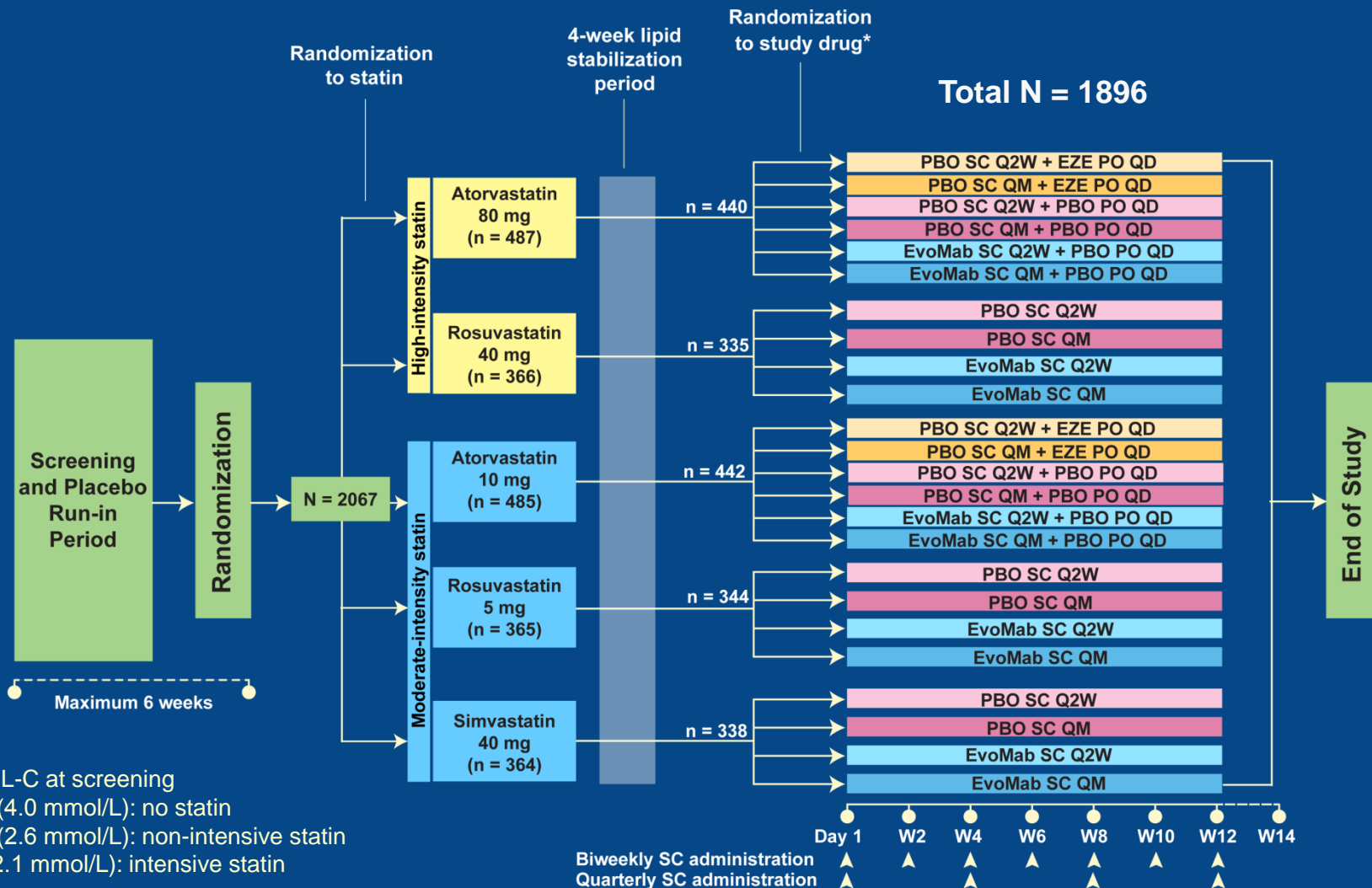
## **Design:**

A 12-week, randomized, double-blind, placebo- and ezetimibe-controlled, phase III study

## **Objective:**

To evaluate the efficacy and safety of evolocumab administered biweekly (140 mg) or monthly (420 mg) in combination with a statin in hypercholesterolemic patients

# LAPLACE-2: Study Design



Eligibility: LDL-C at screening  
 ≥150 mg/dL (4.0 mmol/L): no statin  
 ≥100 mg/dL (2.6 mmol/L): non-intensive statin  
 ≥80 mg/dL (2.1 mmol/L): intensive statin

\*1896 patients were randomized and received at least one dose of study drug. LDL-C, low-density lipoprotein cholesterol; PBO, placebo; EvoMab, evolocumab; EZE, ezetimibe; PO, oral; Q2W, biweekly; QM, monthly; QD, daily; SC, subcutaneous; W, week.  
*Clinical Cardiology. Online ahead of print January 2014.*

# LAPLACE-2: Baseline Characteristics

	Any Statin + Placebo (N = 558)	Atorvastatin + Ezetimibe (N = 221)	Any Statin + Evolocumab (N = 1117)
Age (years), mean (SD)	60 (10)	61 (9)	60 (10)
Female, %	48	49	44
Coronary artery disease, %	22	17	24
Peripheral arterial disease or cerebrovascular disease, %	10	9	11
Diabetes mellitus, Type 2, %	13	20	16

**Total N = 1896\***

\*1896 patients were randomized and received at least one dose of study drug. Baseline characteristics were collected at randomization to statin. SD, standard deviation.

# LAPLACE-2: Baseline Lipids

	<b>Any Statin + Placebo (N = 558)</b>	<b>Atorvastatin + Ezetimibe (N = 221)</b>	<b>Any Statin + Evolocumab (N = 1117)</b>
LDL-C, <sup>a</sup> mg/dL, mean (SD)	108 (40)	109 (37)	110 (42)
ApoB, g/L, mean (SD)	88 (25)	90 (25)	90 (27)
TG, mg/dL, mean (SD)	129 (66)	136 (77)	137 (82)
HDL-C, mg/dL, mean (SD)	55 (17)	52 (15)	53 (16)
Lp(a), mg/dL, mean (SD)	86 (100)	92 (104)	91 (113)
PCSK9, ng/mL, mean (SD)	353 (114)	351 (112)	355 (111)

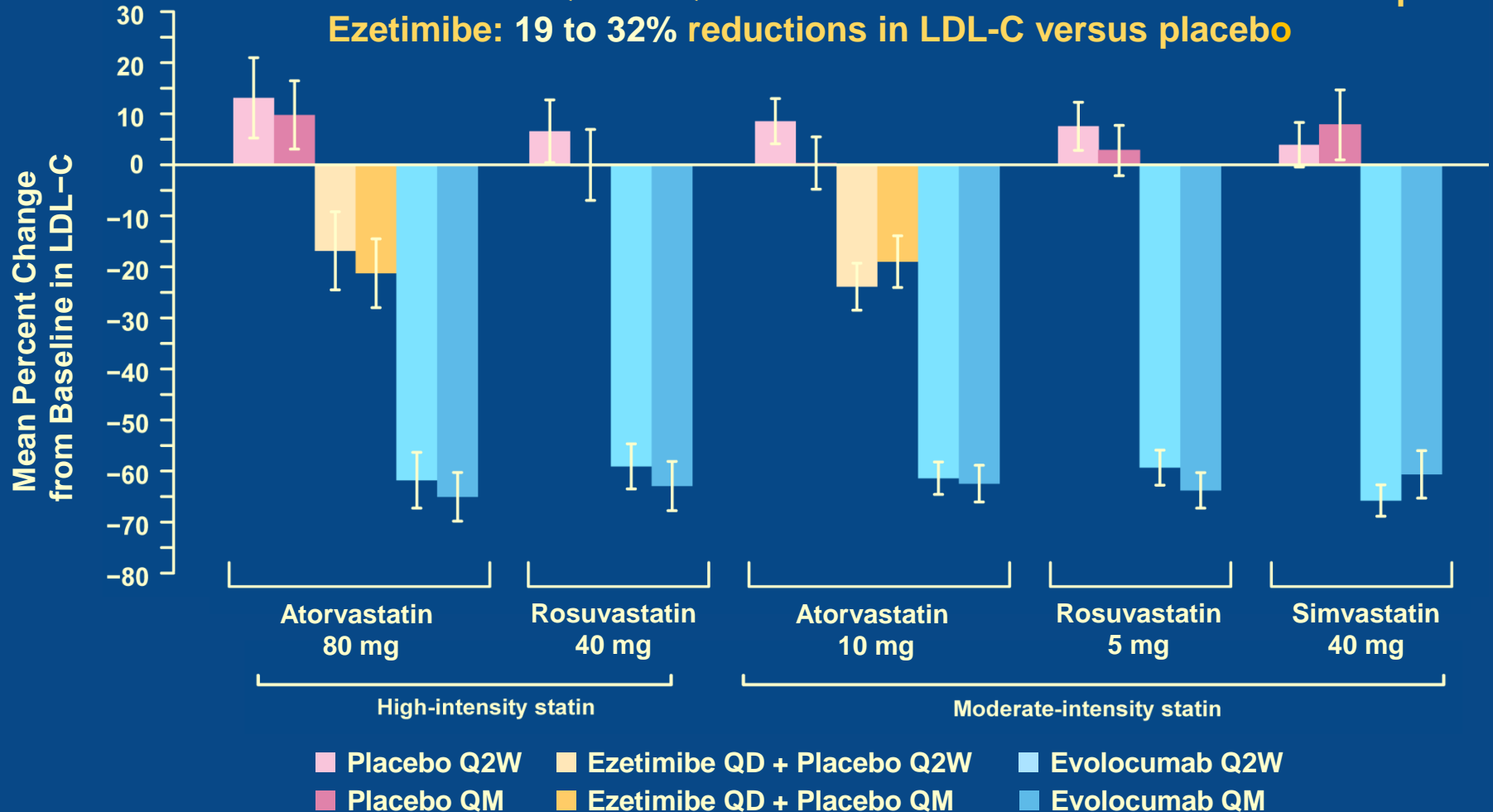
Baseline characteristics were collected at randomization to statin.

<sup>a</sup>Determined by the Friedewald formula with reflexive testing via preparative ultracentrifugation when calculated LDL-C was < 40 mg/dL or triglycerides were > 400 mg/dL.

LDL-C, low-density lipoprotein cholesterol; ApoB, apolipoprotein B; TG, triglycerides; HDL-C, high-density lipoprotein cholesterol; Lp(a), lipoprotein (a); PCSK9, proprotein convertase subtilisin/kexin type 9.

# LAPLACE-2: LDL-C Response at Mean of Weeks 10 and 12

**Evolocumab Q2W & QM: 63 to 75% reductions in LDL-C versus placebo**  
**Ezetimibe: 19 to 32% reductions in LDL-C versus placebo**



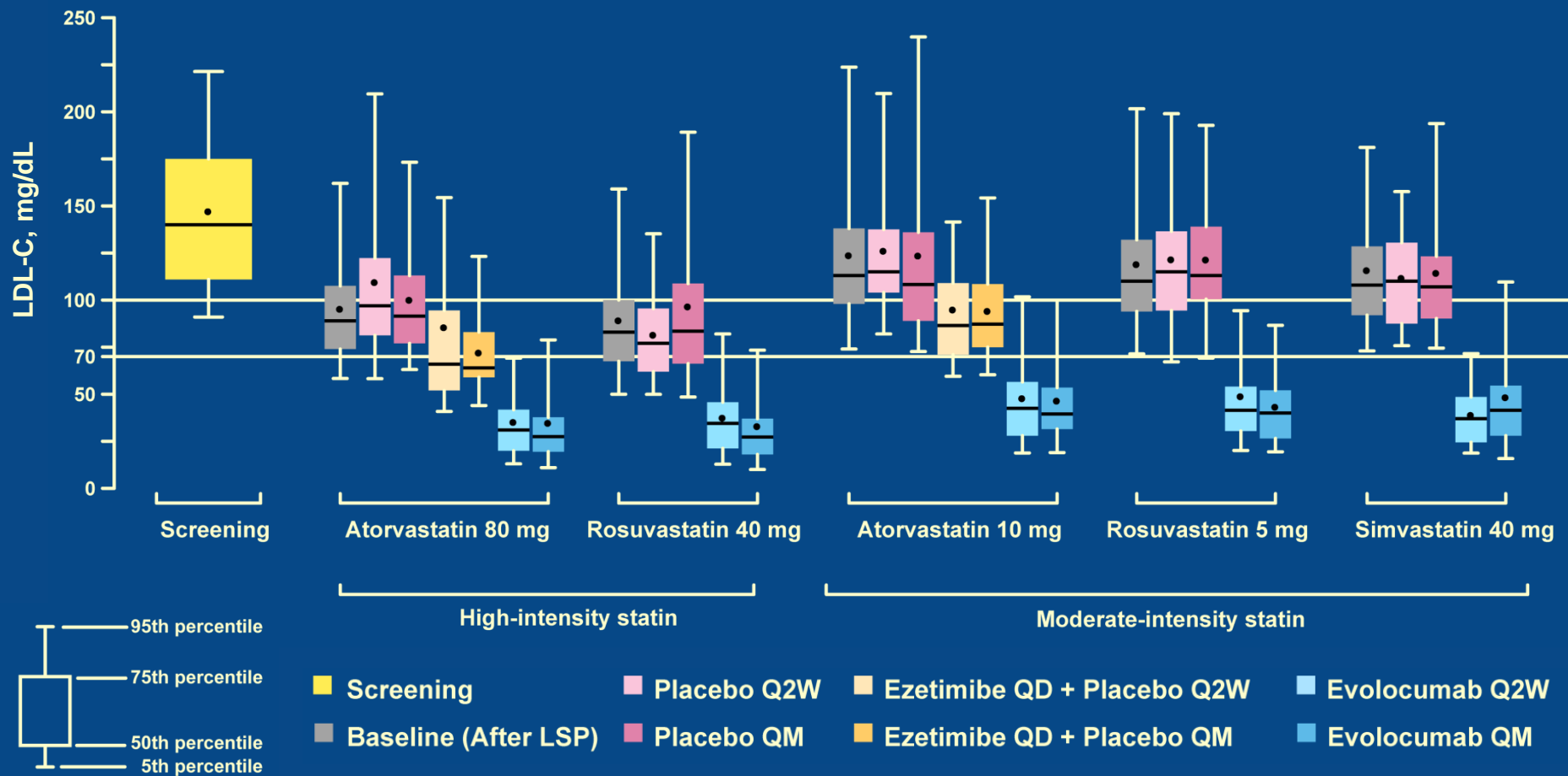
All treatment differences versus placebo and ezetimibe were statistically significant ( $P < 0.001$ ).  
 No notable differences were observed between the mean of weeks 10 and 12 and week 12 alone.  
 LDL-C, low-density lipoprotein cholesterol; Q2W, biweekly; QM, monthly. Vertical lines represent 95% CIs.



# LAPLACE-2: Screening, Baseline, and On-treatment LDL-C<sup>a</sup>

LDL-C < 70 mg/dL: High-intensity statin Q2W 94%; QM 93 to 95%

LDL-C < 70 mg/dL: Moderate-intensity statin Q2W 88 to 94%; QM 86 to 90%

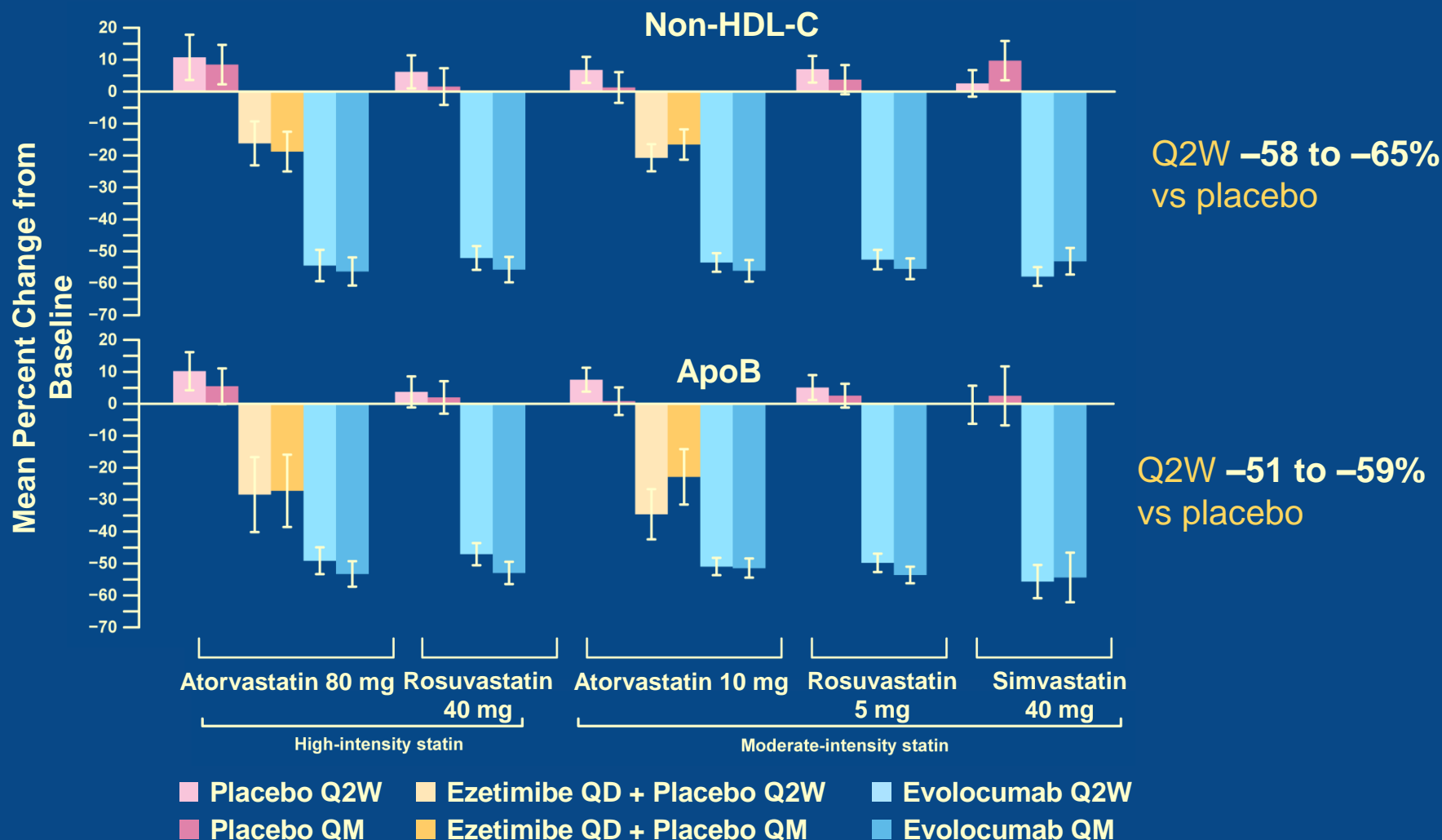


• Mean achieved LDL-C  
— Median achieved LDL-C

<sup>a</sup>Mean of weeks 10 and 12. No notable differences were observed between the mean of weeks 10 and 12 and week 12 alone.

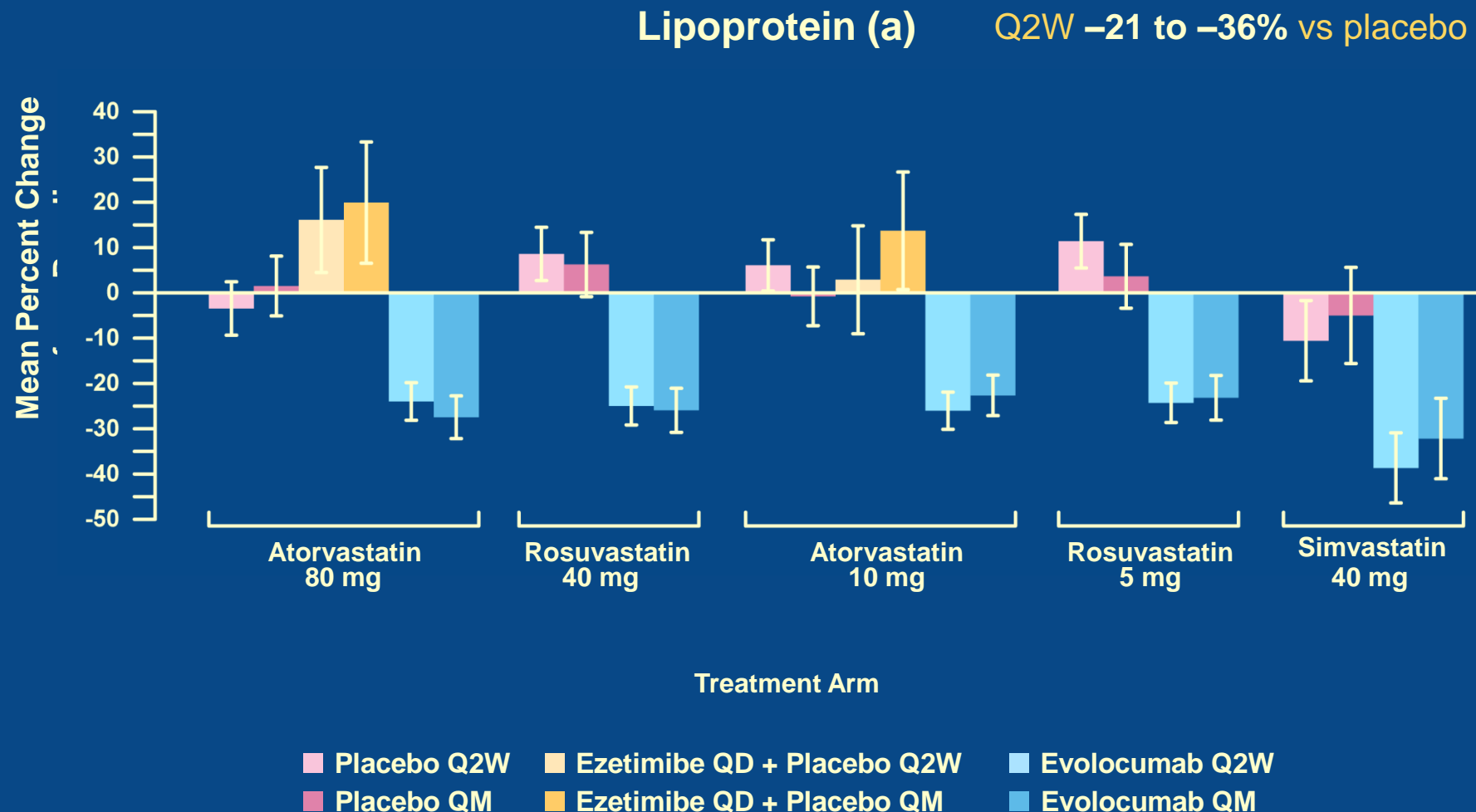
LDL-C, low-density lipoprotein cholesterol; ISP, lipid-stabilization period; Q2W, biweekly; QM, monthly.

# LAPLACE-2: Other Lipids at Mean Weeks 10/12



All treatment differences vs placebo and ezetimibe were statistically significant ( $P < 0.05$ ). Vertical lines represent 95% CIs. No notable differences were observed between the mean of weeks 10 and 12 and week 12 alone. Non-HDL-C, non high-density lipoprotein cholesterol; ApoB, apolipoprotein B; Q2W, biweekly; QM, monthly.

# LAPLACE-2: Other Lipids at Mean Weeks 10/12



All treatment differences vs placebo and ezetimibe were statistically significant ( $P < 0.05$ ).  
 No notable differences were observed between the mean of weeks 10 and 12 and week 12 alone.  
 Vertical lines represent 95% CIs. Q2W, biweekly; QM, monthly.

# LAPLACE-2: Safety and Tolerability

n (%)	Any Statin + Placebo (N = 558)	Atorvastatin + Ezetimibe (N = 221)	Any Statin + Evolocumab (N = 1117)
Treatment-emergent AEs	219 (39)	89 (40)	406 (36)
Most common AEs <sup>a</sup>			
Back pain	14 (3)	7 (3)	20 (2)
Arthralgia	9 (2)	4 (2)	19 (2)
Headache	15 (3)	5 (2)	19 (2)
Muscle spasms	6 (1)	6 (3)	17 (2)
Pain in extremity	7 (1)	3 (1)	17 (2)
Serious AEs	13 (2)	2 (1)	23 (2)
AEs leading to study drug discontinuation	12 (2)	4 (2)	21 (2)
Deaths	1 (0.2)	0 (0) <sup>b</sup>	0 (0)
CK > 5 x ULN	2 (0.4)	0 (0)	1 (0.1)
ALT or AST > 3 x ULN	6 (1)	3 (1)	4 (0.4)
Potential injection site reactions <sup>c</sup>	8 (1)	2 (1)	15 (1)
Neurocognitive AEs			
Cognitive deterioration	0 (0)	1 (0.5)	0 (0)
Disorientation	0 (0)	1 (0.5)	0 (0)
Post-baseline binding antibodies	NA	NA	1 (0.1) <sup>d</sup>

<sup>a</sup> Top 5 in evolocumab treatment group. <sup>b</sup> One subject died after the end of study. <sup>c</sup> Reported using high-level term groupings which included injection site (IS) rash, IS inflammation, IS pruritus, IS reaction, and IS urticaria.

<sup>d</sup> Binding antibody was present at baseline and at the end of study. No neutralizing antibodies were detected.

AE, adverse event; ALT, alanine aminotransferase; AST, aspartate aminotransferase; ULN, upper limit of normal.

# LAPLACE-2: Conclusions

---

- Evolocumab significantly lowered LDL-C at the mean of weeks 10/12 in patients with hypercholesterolemia on background statin therapy.
  - There were no notable differences in percent reductions for moderate and high-intensity background statin therapies.
- Evolocumab 140 mg biweekly and 420 mg monthly dosing regimens are clinically equivalent.
- When combined with atorvastatin, LDL-C lowering was significantly greater in patients receiving evolocumab (63-75%) versus those receiving ezetimibe (19-32%).
- LDL-C < 70 mg/dL was achieved in most patients on evolocumab.
  - 86-94% (moderate-intensity statin)
  - 93-95% (high-intensity statin)
- There were no notable differences in safety & tolerability in evolocumab-, placebo-, and ezetimibe-treated patients.

# FOURIER

---

- An ASCVD outcomes trial is underway
  - Evolocumab Q2W or QM added to moderate or high intensity statin therapy
  - Patients are those with clinical ASCVD (N = 22,500)
  - The trial is evaluating atherosclerotic cardiovascular disease (ASCVD) event reduction and safety

Further Cardiovascular Outcomes Research With PCSK9 Inhibition in Subjects With Elevated Risk (FOURIER). Available at: <http://clinicaltrials.gov/ct2/show/NCT01764633>.

# Disclosures

---

**Jennifer G. Robinson, MD, MPH:** Research grants to Institution: Amarin, Amgen, Astra-Zeneca, Daiichi-Sankyo, Esperion, Genentech/Hoffman La Roche, Glaxo-Smith Kline, Merck, Regeneron/Sanofi, Zinfandel/Takeda. Consultant: Amgen, Hoffman LaRoche, Pfizer, Sanofi. **Robert Weiss, MD:** PI for Amgen, Sanofi and Pfizer, and has received research grants in related areas from the following during the last year: Amgen, Sanofi, Regeneron, Pfizer, Genentech, Hoffman-Laroche, Eli Lilly, and Merck. **Jonathan Fialkow, MD:** served as a PI for studies sponsored by Amgen. Speaker's Bureaus for Pfizer, Bristol Myers Squibb, and Amarin Pharmaceuticals. **Bettina S. Nedergaard:** PI for studies sponsored by Amgen. **Joel M. Neutel, MD:** PI for multiple clinical trials. Speaker's bureaus for multiple companies. **David Ramstad, MD, MPH:** PI for studies sponsored by Amgen, Pfizer, Bristol Myers Squibb, Novartis, GlaxoSmithKline, Takeda, Daiichi-Sankyo, Arete Therapeutics, Akros, Forest Research Institute, Lilly, Shire-Novartis, Hoffman-LaRoche, Aventis, and NovoNordisk. **William J. Rogers, MD:** PI for studies sponsored by Amgen and Sanofi. **Ransi Somaratne, MD, MBA; Jason C. Legg, PhD; Patric Nelson, MPH, MBA; Robert Scott, MD; and Scott M. Wasserman, MD:** employees of Amgen, Inc. and own Amgen stock/stock options.

Amgen, Inc. provided editorial support for the production of this presentation.